



RX 60 Technical Data Electric Forklift Truck

[RX 60-35/600](#)

[RX 60-40](#)

[RX 60-40/600](#)

[RX 60-45](#)

[RX 60-45/600](#)

[RX 60-50](#)

[RX 60-50/600](#)





		STILL	STILL	STILL	STILL	STILL	STILL	STILL	STILL				
Distinguishing marks	1.1	Manufacturer			STILL	STILL	STILL	STILL	STILL	STILL			
	1.2	Manufacturer's type designation			RX 60-35/600	RX 60-40	RX 60-40/600	RX 60-45	RX 60-45/600	RX 60-50	RX 60-50/600		
	1.2.1	Manufacturer model number			6367	6327	6368	6328	6369	6329	6330		
	1.3	Drive			Electric	Electric	Electric	Electric	Electric	Electric	Electric		
	1.4	Operation			Seated	Seated	Seated	Seated	Seated	Seated	Seated		
	1.5	Rated capacity/rated load	Q	kg	3500	4000	4000	4500	4500	4990	5000		
	1.6	Load centre distance	c	mm	600	500	600	500	600	500	600		
	1.8	Load spacing	x	mm	525	525	525	525	535	535	535		
	1.9	Wheel base	y	mm	2021	2021	2021	2021	2021	2021	2088		
Weight	2.1	Empty weight (incl. battery)			kg	6495	6477	6810	6793	7145	7121	2088	2088
	2.2	Axle loading, laden	front/rear		kg	8748/1247	9296/1181	9587/1223	10112/1184	10441/1204	10917/1194	11547/1154	11547/1154
	2.3	Axle loading, unladen	front/rear		kg	3300/3195	3286/3209	3361/3449	3329/3463	3413/3732	3372/3749	3845/3866	3845/3866
Tyres /chassis	3.1	Tyres				Superelastic	Superelastic	Superelastic	Superelastic	Superelastic	Superelastic	Superelastic	Superelastic
	3.2	Tyre size	front		mm	250/70-15	250/70-15	355/50-15	355/50-15	355/50-15	355/50-15	355/50-15	355/50-15
	3.2	Tyre size	rear		mm	200/75-9	200/75-9	200/75-9	200/75-9	200/75-9	200/75-9	200/75-9	200/75-9
	3.5	Number of wheels (x = driven)	front/rear				2x/2	2x/2	2x/2	2x/2	2x/2	2x/2	2x/2
	3.6	Tread	front/rear	b ₁₀ /b ₁₁	mm	1030/920	1030/920	1104/920	1104/920	1104/920	1104/920	1104/920	1104/920
	4.1	Tilt of mast/fork carriage	front/rear	α/β	°	3/9	3/9	3/9	3/9	3/9	3/9	3/6	3/6
Basic dimensions	4.2	Height	mast lowered	h ₁	mm	2300	2300	2300	2300	2300	2300	2300	2300
	4.3	Free lift		h ₂	mm	160	160	160	160	160	160	160	160
	4.4	Lift ¹		h ₃	mm	2980	2980	2980	2980	2980	2980	2780	2780
	4.5	Height	mast extended	h ₄	mm	3762	3762	3987	3987	3987	3987	3935	3935
	4.7	Height above protected roof (cab)		h ₆	mm	2322	2322	2320	2320	2320	2320	2320	2320
	4.8	Seat height in terms of SIP		h ₇	mm	1251	1251	1249	1249	1249	1249	1249	1249
	4.12	Clutch height		h ₁₀	mm	546/421	546/422	546/423	546/424	546/425	546/426	546/427	546/427
	4.19	Total length		l ₁	mm	4086	3886	4086	3886	4096	3896	4163	4163
	4.20	Length including fork backs		l ₂	mm	2886	2886	2886	2886	2896	2896	2963	2963
	4.21	Overall width		b ₁	mm	1256	1256	1399	1399	1399	1399	1399	1399
	4.22	Fork dimensions		s/e/l	mm	50/120/1200	50/120/1000	50/120/1200	50/120/1000	60/130/1200	60/130/1000	60/130/1200	60/130/1200
	4.23	Fork carriage ISO 2328, class/type A, B				ISO III/A	ISO III/A	ISO III/A	ISO III/A	ISO III/A	ISO III/A	ISO III/A	ISO III/A
	4.24	Fork carriage width		b ₃	mm	1200	1200	1200	1200	1310	1310	1310	1310
	4.31	Ground clearance under mast		m ₁	mm	150	150	150	150	150	150	150	150
	4.32	Ground clearance, centre wheel base		m ₂	mm	147	147	145	145	145	145	145	145
	4.34.1	Working aisle width with pallet 1000 x 1200 crossways		A _{st}	mm	4208	4208	4208	4218	4218	4218	4284	4284
	4.34.2	Working aisle width with pallet 800 x 1200 lengthways		A _{st}	mm	4408 ²	4408	4408 ²	4408	4418 ²	4418	4484 ²	4484 ²
	4.35	Turning radius		W _a	mm	2483	2483	2483	2483	2483	2483	2549	2549
4.36	Smallest pivoting distance		b ₁₃	mm	629	629	629	629	629	629	629	638	
Performance data	5.1	Driving speed	laden/unladen		km/h	19/20	19/20	19/20	19/20	19/20	19/20	18/19	18/19
	5.2	Lifting speed	laden/unladen		m/s	0.43/0.55	0.40/0.55	0.38/0.46	0.38/0.47	0.38/0.48	0.33/0.46	0.31/0.44	0.31/0.44
	5.3	Lowering speed	laden/unladen		m/s	0.55/0.46	0.55/0.47	0.55/0.48	0.55/0.49	0.55/0.50	0.55/0.51	0.55/0.52	0.55/0.52
	5.5	Traction	laden/unladen		N	3850/4390	3770/4390	3700/4470	3620/4470	3610/4400	3600/4400	3600/4400	3600/4400
	5.6	Max. traction	laden/unladen		N	16000/16140	15940/16140	15900/16150	15830/16150	15750/16090	15670/16090	15670/16090	15670/16090
	5.7	Gradeability	laden/unladen		%	11.9/17.0	11.3/17.0	10.6/16.8	9.5/16.8	9.2/15.8	8.8/15.8	7.4/13.7	7.4/13.7
	5.8	Max. gradeability	laden/unladen		%	16.9/26.8	15.5/25.9	15.5/25.5	14.3/24.6	14.3/24.1	13.2/23.4	12.6/21.4	12.6/21.4
	5.9	Acceleration time	laden/unladen		s	5.0/4.5	5.1/4.5	5.1/4.5	5.2/4.5	5.2/4.6	3.3/4.6	5.4/4.7	5.4/4.7
	5.10	Service brake				Electric/hydraulic	Electric/hydraulic	Electric/hydraulic	Electric/hydraulic	Electric/hydraulic	Electric/hydraulic	Electric/hydraulic	Electric/hydraulic
	6.1	Drive motor, output with S3 = 60 min				kW	15	15	15	15	15	15	15
6.2	Lifting motor, output at 15% ED				kW	25	25	25	25	25	25	25	
6.3	Battery in accordance with DIN 43531/35/36 A, B, C, no					DIN 43536 A	DIN 43536 A	DIN 43536 A	DIN 43536 A	DIN 43536 A	DIN 43536 A	DIN 43536 A	
6.4	Battery voltage		U		V	80	80	80	80	80	80	80	
6.4.1	Battery capacity K _s				Ah	840 (-930)	840 (-930)	840 (-930)	840 (-930)	840 (-930)	840 (-930)	840 (-930)	
6.5	Battery weight				kg	2178	2178	2178	2178	2178	2178	2178	
6.6	Energy consumption, 60 VDI combustion cycles/hour				kWh/h	9.7	10.2	10.3	10.8	11.1	11.5	12.1	
Misc.	10.1	Working pressure for accessory equipment			bar	250	250	250	250	250	250	250	
	10.2	Oil volume for accessory equipment			l/min	30	30	30	30	30	30	30	
	10.7	Sound pressure level L _{pA2} (operator's position) ³			dB(A)	<70	<70	<70	<70	<70	<70	<70	
	10.8	Human vibrations: acceleration in accordance with EN 13059			m/s ²	<0.7	<0.7	<0.7	<0.7	<0.7	<0.7	<0.7	
10.8	Trailer coupling, item/DIN type				Bolt	Bolt	Bolt	Bolt	Bolt	Bolt	Bolt		

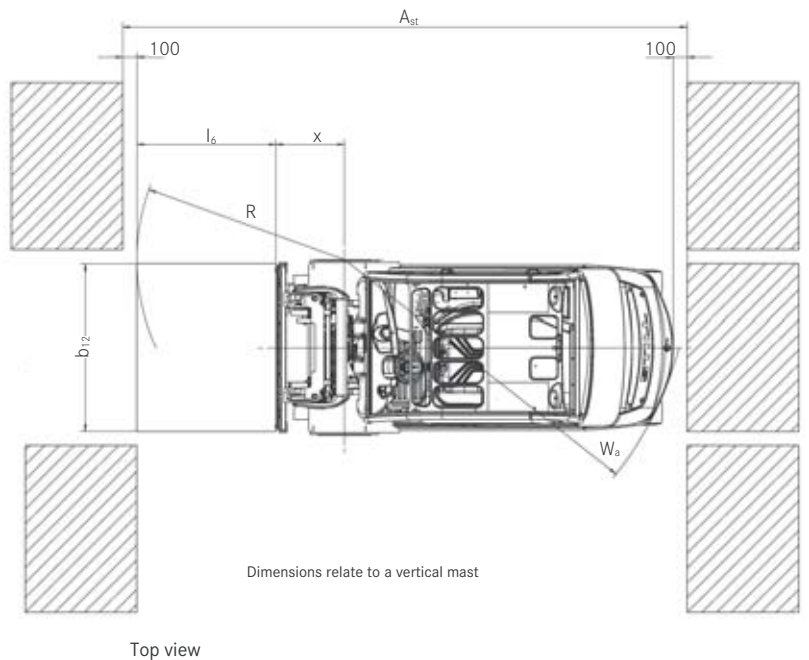
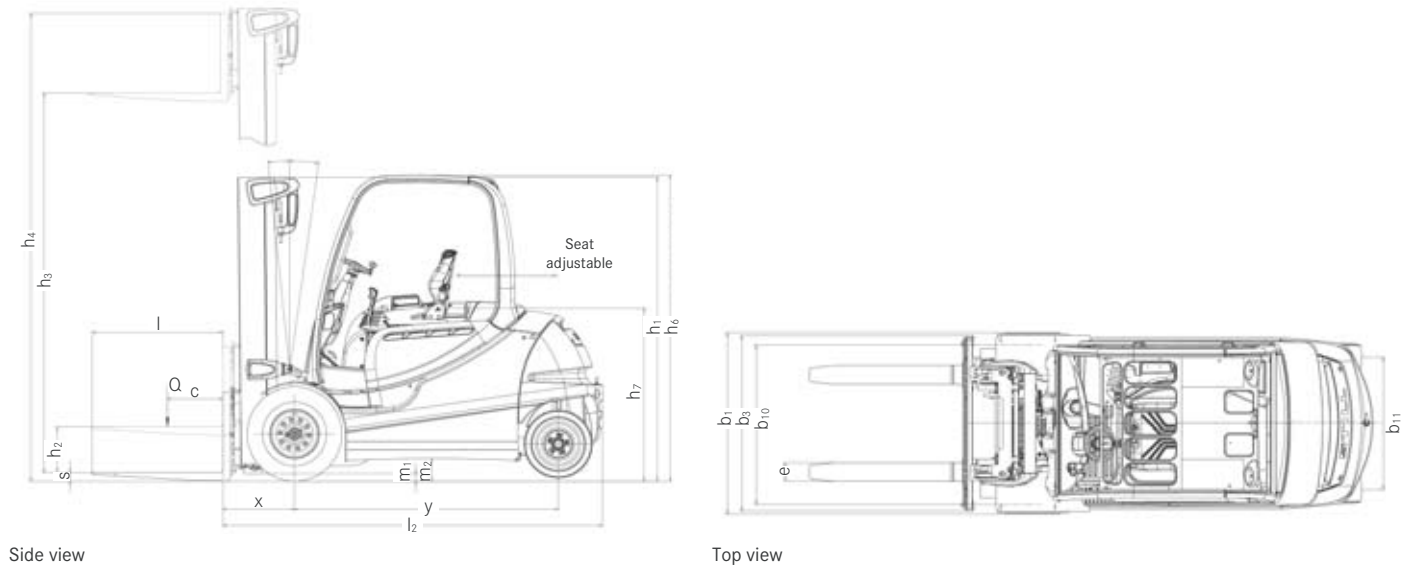
¹ The nominal lift stated includes the tyre deflection and tyre diameter tolerances

² Calculated with 1000 mm long forks

³ No cab; different values with cab

RX 60-35/50 Electric Forklift Truck

Technical Drawings



Gradients

Maximum distance that can be driven in 60 minutes.

Example: A RX 60-40 with a load of 4,000 kg and a gradient of 13% can drive a distance of 215 m 10 times per hour.

	Gradient	Maximum distance in m						
		RX 60-35/600	RX 60-40	RX 60-40/600	RX 60-45	RX 60-45/600	RX 60-50	RX 60-50/600
With load	13%	2450	2150	1870	1590	1450	1380	0
	9%	4880	4630	4420	4200	3920	3620	3440
	7%	6270	6070	5900	5750	5550	5380	5150
	5%	7840	7580	7360	7100	6880	6670	6440
Without load	23%	1850	1850	1470	1470	1430	1430	0
	20%	2700	2700	2290	2290	2030	2030	1850
	15%	5390	5390	5060	5060	4350	4350	4140
	10%	7180	7180	6930	6930	6700	6700	6250
	5%	11660	11660	11170	11170	10720	10720	10260

Dry rough concrete surface = Coefficient of friction 0.80
 Standard battery as indicated in data sheet
 Speed is variable

RX 60-35/50 Electric Forklift Truck
Detailed Photos



Relaxed work with accessories thanks to Joystick 4Plus with armrest



Display of energy consumption and other information available centrally



EX protection version with enclosed electrical components



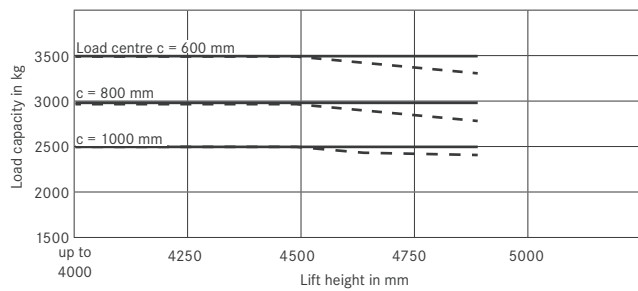
Good view over high loads thanks to higher driver's seat



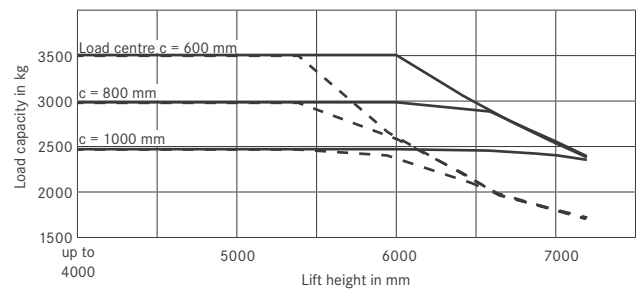
RX 60-35/50 Electric Forklift Truck

Basic Load Capacities


RX 60-35/600 Telescopic mast



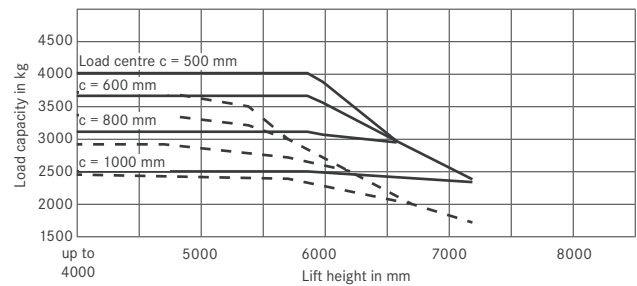
RX 60-35/600 Triplex mast



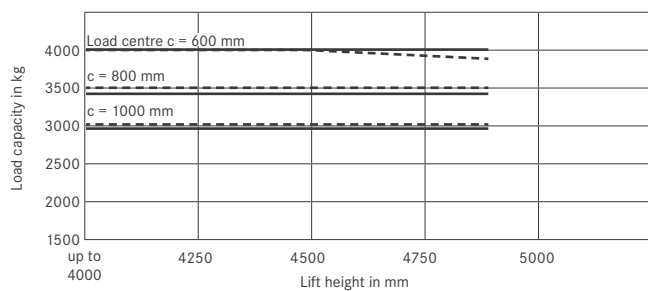
RX 60-40 Telescopic mast



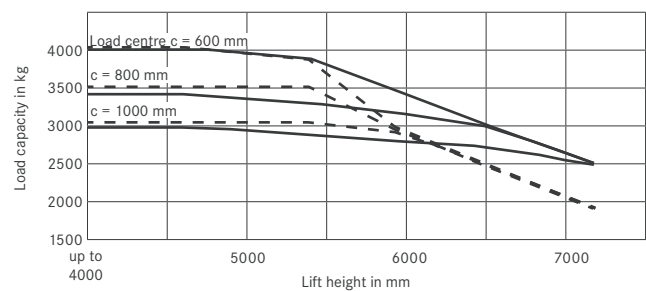
RX 60-40 Triplex mast



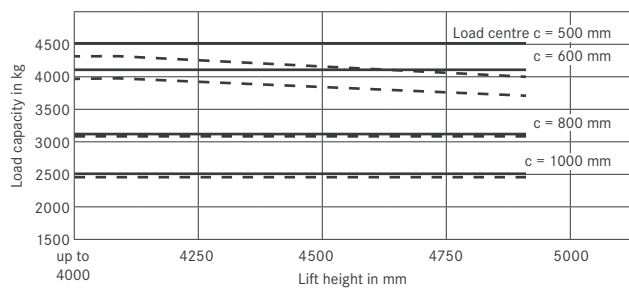
RX 60-40/600 Telescopic mast



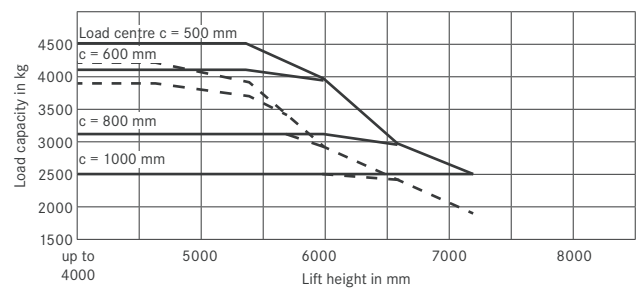
RX 60-40/600 Triplex mast



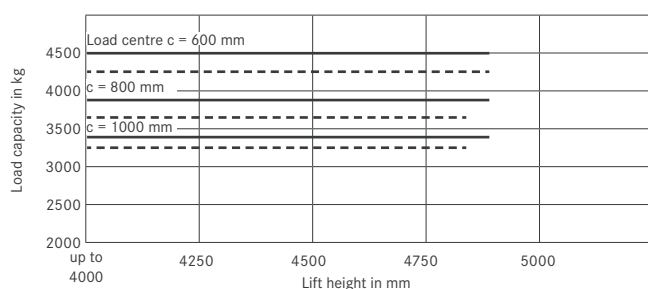
RX 60-45 Telescopic mast/single tyres



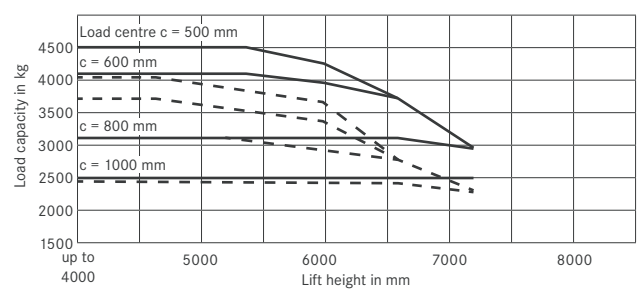
RX 60-45 Triplex mast/single tyres



RX 60-45/600 Telescopic mast



RX 60-45 Triplex mast/dual tyres

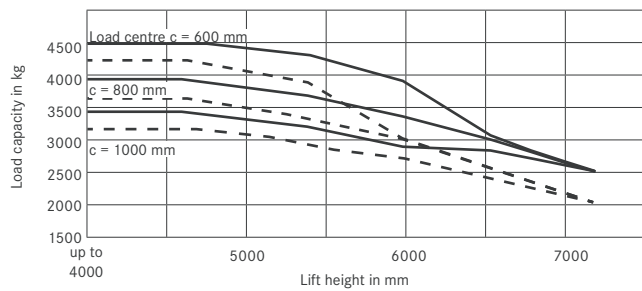


— without side shift - - - with side shift

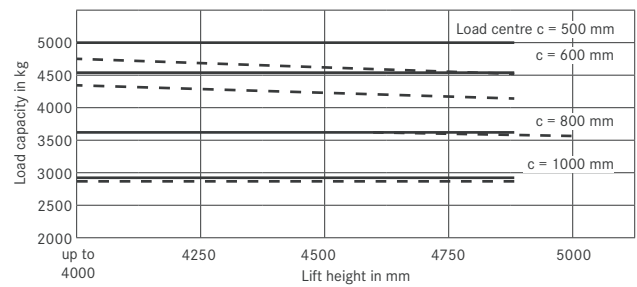
RX 60-35/50 Electric Forklift Truck

Basic Load Capacities

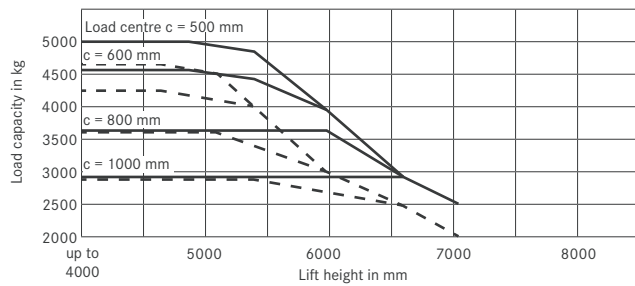
RX 60-45/600 Triplex mast



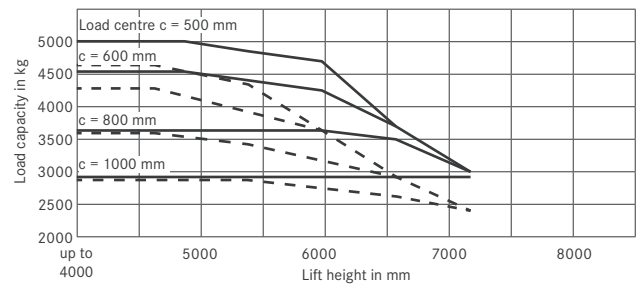
RX 60-50 Telescopic mast




RX 60-50 Triplex mast



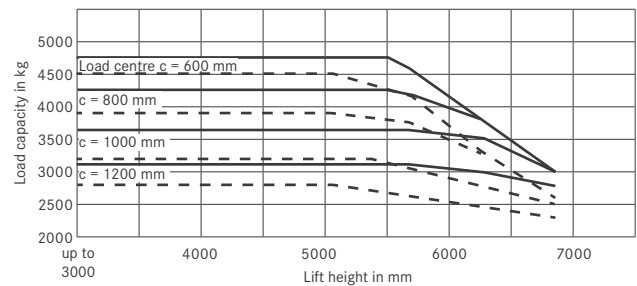
RX 60-50 Triplex mast/dual tyres




RX 60-50/600 Triplex mast up to overall height h_i 2350 mm



RX 60-50/600 Triplex mast from overall height h_i 2400 mm



RX 60-50/600 Telescopic mast up to overall height h_i 3250 mm



— without side shift - - - with side shift



Model			Telescopic mast							Triplex mast								
	Parameter	Unit	2980	3180	3480	3680	4080	4480	4880	4030	4330	4630	5080	5380	5980	6580	7180	
RX 60-35/600	Nominal lift	h ₃	mm	2980	3180	3480	3680	4080	4480	4880	4030	4330	4630	5080	5380	5980	6580	7180
	Overall height	h ₁	mm	2300	2400	2550	2650	2850	3050	3250	2150	2250	2350	2500	2600	2800	3000	3200
	Free lift ^{1,2}	h ₅	mm	160	160	160	160	160	160	160	1404	1504	1604	1754	1854	2054	2254	2454
	Maximum height ^{1,2}	h ₄	mm	3762	3962	4262	4462	4862	5262	5662	5137	5437	5737	6187	6487	7087	7687	8287
	Tilt of mast/fork carriage	forward/backward	α/β	3/9							3/9							
	Fork lock-in position centre-centre		mm	191/368/572/673/978 (fork carriage width 1310/1410 mm) / 1080 (fork carriage width 1410 mm)							191/368/572/673/978 (fork carriage width 1310/1410 mm) / 1080 (fork carriage width 1410 mm)							
	Tyres	front/rear		250/70-15 // 200/75-9							250/70-15 // 200/75-9							
	Track	front/rear	b ₁₀ /b ₁₁	1030/920							1030/920							
	Maximum width		b ₁	1256							1256							
RX 60-40	Nominal lift	h ₃	mm	2980	3180	3480	3680	4080	4480	4880	4030	4330	4630	5080	5380	5980	6580	7180
	Overall height	h ₁	mm	2300	2400	2550	2650	2850	3050	3250	2150	2250	2350	2500	2600	2800	3000	3200
	Free lift ^{1,2}	h ₅	mm	160	160	160	160	160	160	160	1404	1504	1604	1754	1854	2054	2254	2454
	Maximum height ^{1,2}	h ₄	mm	3762	3962	4262	4462	4862	5262	5662	5137	5437	5737	6187	6487	7087	7687	8287
	Tilt of mast/fork carriage	forward/backward	α/β	3/9							3/9							
	Fork lock-in position centre-centre		mm	191/368/572/673/978 (fork carriage width 1310/1410 mm) / 1080 (fork carriage width 1410 mm)							191/368/572/673/978 (fork carriage width 1310/1410 mm) / 1080 (fork carriage width 1410 mm)							
	Tyres	front/rear		250/70-15 // 200/75-9							355/50-15 // 200/75-9							
	Track	front/rear	b ₁₀ /b ₁₁	1030/920							1104/920							
	Maximum width		b ₁	1256							1399							
RX 60-45 - RX 60-50 - RX 60-40/600 - RX 60-45/600	Nominal lift	h ₃	mm	2980	3180	3480	3680	4080	4480	4880	4030	4330	4630	5080	5380	5980	6580	7180
	Overall height	h ₁	mm	2300	2400	2550	2650	2850	3050	3250	2150	2250	2350	2500	2600	2800	3000	3200
	Free lift ^{1,2}	h ₅	mm	160	160	160	160	160	160	160	1230	1330	1430	1580	1680	1880	2080	2280
	Maximum height ^{1,2}	h ₄	mm	3987	4187	4487	4687	5087	5487	5887	5289	5589	5889	6339	6639	7239	7839	8439
	Tilt of mast/fork carriage	forward/backward	α/β	3/9							3/9							
	Fork lock-in position centre-centre		mm	191/368/572/673/978 (fork carriage width 1310/1410 mm) / 1080 (fork carriage width 1410 mm)							191/368/572/673/978 (fork carriage width 1310/1410 mm) / 1080 (fork carriage width 1410 mm)							
	Tyres	front/rear		355/50-15 // 200/75-9							355/50-15 // 200/75-9							
	Track	front/rear	b ₁₀ /b ₁₁	355/50-15 // 200/75-9							355/50-15 // 200/75-9							
	Maximum width		b ₁	1399							1399							
RX 60-50/600	Nominal lift	h ₃	mm	2780	2980	3280	3480	3880	4280	4680	3730	4030	4330	4780	5080	5680	6280	6880
	Overall height	h ₁	mm	2300	2400	2550	2650	2850	3050	3250	2150	2250	2350	2500	2600	2800	3000	3200
	Free lift ^{1,2}	h ₅	mm	160	160	160	160	160	160	160	1130	1230	1330	1480	1580	1780	1980	2180
	Maximum height ^{1,2}	h ₄	mm	3887	4087	4387	4587	4987	5387	5787	4795	5095	5395	5845	6145	6745	7345	7945
	Tilt of mast/fork carriage	forward/backward	α/β	3/6							3/6							
	Fork lock-in position centre-centre		mm	191/368/572/673/978 (fork carriage width 1310/1410 mm) / 1080 (fork carriage width 1410 mm)							191/368/572/673/978 (fork carriage width 1310/1410 mm) / 1080 (fork carriage width 1410 mm)							
	Tyres	front/rear		355/50-15 // 200/75-9							355/50-15 // 200/75-9							
	Track	front/rear	b ₁₀ /b ₁₁	1104/920							1104/920							
	Maximum width		b ₁	1399							1399							

¹ Fork carriage ISO 3A standard

² Deviations depending on 4/6-stop fork carriages

Detailed Photos



Simple lateral battery changing with pallet truck and battery bed



Stable additional protection against falling load units



Viewing window also to the top rear in order to prevent roller shutter damage



Reliable transportation of heavy loads thanks to robust mast

RX 60-35/50 Electric Forklift Truck For heavy work

Excellent visibility thanks to new mast concept

Powerful electrical drive has very low environmental impact and high handling rate

Compact design and excellent mobility



Emissions-free efficiency is offered by the electric forklift trucks in the RX 60-35 to RX 60-50 product line. In addition to being emissions-free, the trucks are very powerful with a lifting capacity of 3.5 to 5.0 tonnes, while also being extremely compact and manoeuvrable. Another advantage means that the counterbalanced forklift truck can be used both inside and outside as an optimum transport solution throughout all sectors: the mast offers a generous view of the goods being transported. Plus, the sideways view past the mast sets standards. Benefits like these make the RX 60-35 to RX 60-50 a flexible and innovative all-purpose forklift truck which is also ideal for multiple-shift use thanks to its greater battery capacity and lateral battery changing.

With a maximum driving speed of 20 km/h, this efficient forklift truck can also transport materials over several hundred metres extremely quickly and reliably. For locations at which heavy loads need to be lifted to great heights, STILL also offers the RX 60 with a load centre of 600 mm and, therefore, a particularly high associated residual load capacity. This means that the RX 60-45 can lift 4.5 tonnes to a height of over six metres – which is a great advantage in the drinks industry and many others. The additional range of available accessories such as side shifters, rotators and bulk buckets makes the RX 60-35 to RX 60-50 electric forklift trucks a universal warehouse assistant for a wide range of applications.

Extensive Equipment

Power

- Can lift up to 5 tonnes with a load centre of 600 mm
- Move goods effectively: driving speed of up to 20 km/h
- Sufficient energy for multi-shift operations: high battery capacity and lateral battery replacement
- Maintenance-free rotary current drive

Precision

- Driving programmes allow the user to switch between maximum handling performance or optimum efficiency
- Adjustable to suit every task: speed, acceleration and braking can all be individually set
- Sensitive operation and continuous control of lifting speed: the latest proportional valve technology
- Intuitive one-pedal control
- Precise load handling: driver's seat set to one side giving optimal view past loads

Ergonomics

- Spacious, comfortable driver's cab that can be individually set up and offers numerous storage compartments
- Feel at home: standard, easy-to-use operating concept across the whole RX product line
- Comfortable: simple and safe entry and exit
- Choose from a range of individual control options: multi-lever, mini-lever, Fingertip or Joystick 4Plus

Compactness

- Ideal for use in small spaces: compact truck dimensions and extreme manoeuvrability allow for operation in narrow aisles

Safety

- Perfect all-round view: higher driver's seat and large viewing window on all sides, including in the protective roof
- Optimum safety thanks to the truck's low centre of gravity
- Outstanding driving stability when turning

Environmental Responsibility

- Low operating costs: low energy consumption and long maintenance intervals
- Emission-free drive
- Blue-Q efficiency mode allows energy savings of up to 20% at the touch of a button with no loss of performance
- Over 95% of all installed materials are recyclable

STILL



STILL Materials Handling Ltd
Aston Way
Leyland Preston
PR26 7UX
Tel.: +44 (0)845 603 6827

STILL Materials Handling Ltd
Jacks Way
Hill Barton
Business Park
Clyst St. Mary
Exeter
EX5 1FG
Tel.: +44 (0)345 603 6827
info@still.co.uk
For further information please visit:
www.still.co.uk



STILL is certified in the following areas: Quality management, occupational safety, environmental protection and energy management.



first in intralogistics